

Isn't it time to see what
you've been missing?



CATALYS[®]
Precision Laser System 

*The world's most sophisticated
laser cataract surgery system*

ABOUT

cataracts and cataract surgery

A cataract is a common condition in which the normally clear lens of the eye becomes increasingly cloudy. Compared to vision with a clear lens, your vision with a cataract may look fuzzy, colors might be muted, and you may experience difficulty reading signs while driving at night.



Vision with cataracts.



Vision without cataracts.

The symptoms of cataracts are progressive and can not be corrected with glasses or contacts. When symptoms become bothersome or limit your daily activities, it's time to consider treatment.

Treatment for cataracts involves a simple surgery to remove the cataract and replace it with an artificial lens that can restore clear vision. Cataract surgery is the most common surgical procedure worldwide and is very safe and successful.

CATALYS®

Precision Laser System

Many of the steps of cataract surgery that are traditionally performed using handheld instruments can now be completed using the precision of a laser. The CATALYS® Precision Laser System—developed in the heart of Silicon Valley—is the world's most sophisticated laser cataract surgery system. Thousands of patients have been successfully treated.



Using CATALYS, your surgeon can provide you with a highly customized, more accurate, and gentle treatment.

KEY BENEFITS

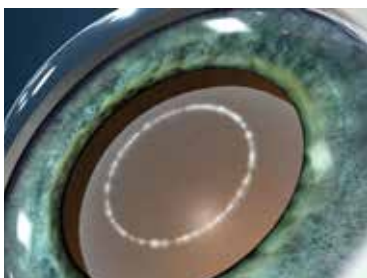
for patients

Customization with 3D imaging

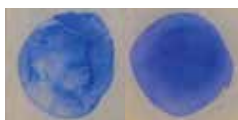
Like a fingerprint, every eye has a unique size and shape. Prior to treatment, CATALYS images your eye and makes precise 3D maps of relevant structures. This enables your surgeon to create a tailored treatment plan that is customized for your eye.

Laser precision


Your surgeon can use CATALYS to create a perfectly sized, shaped and centered circular opening to access and remove the cataract. This precise incision helps your surgeon place the new artificial lens exactly where intended.



Location of Circular Opening



Created by Hand




*Created with
CATALYS Laser*

Clinical studies have shown that this opening is approximately 10 times more accurate when performed with CATALYS than what is achievable by hand.^[1,2]

Gentle approach


Your surgeon can use the laser to soften the hard cataract. Softening the lens with the CATALYS laser enables your surgeon to remove the cataract more gently and with significantly less ultrasound energy than is used in traditional manual cataract surgery. This gentle, low energy approach reduces inflammation and helps speed visual recovery.^[3,4,5]



Lens Softening with CATALYS Laser

May decrease need for glasses

If you desire to see well without glasses or contacts after surgery, ask about your options. Your surgeon may recommend a tailored treatment that could include precise CATALYS laser incisions in the cornea and a specific lens implant type.



Corneal Incision with CATALYS Laser

Lens implant types:

- monofocal lens for vision at one distance
- multifocal or accommodating lens for near, intermediate and far vision
- toric lens for correcting higher levels of astigmatism

WHAT TO EXPECT



“It was so easy, and it was done so quickly. You don’t feel anything at all, and you have this amazing vision afterwards.”

Patricia, **CATALYS** Patient
Treated in February 2012



Quick treatment:

Cataract surgery usually takes less than 30 minutes. The CATALYS laser portion of treatment usually takes just a few minutes.

Comfort:

You can expect little or no discomfort during treatment and after surgery. During the laser portion, patients describe seeing a kaleidoscope of lights.

Speedy recovery:

Most people resume normal activities the very next day. And your sight may continue to improve for several days or weeks after surgery.



Ask your doctor if laser cataract surgery with the **CATALYS® Precision Laser System** is right for you.

New England Eye Center's Lasik and Cataract Board Certified Ophthalmologists and dedicated refractive staff will work together with you to determine your best course of treatment. Our eye care professionals are passionate about what we do and how we serve our patients. Through the advancements in technology we continue to utilize, New England Eye Center is proud to be able to offer procedures for all your eye care and lifestyle needs.



Affiliated with Tufts University School of Medicine

260 Tremont Street
Biewend Building, 11th floor
Boston, MA 02111
1-617-636-7800

Indications for Use

The **OptiMedica CATALYS Precision Laser System** is indicated for use in patients undergoing cataract surgery for removal of the crystalline lens. Intended use in cataract surgery includes anterior capsulotomy, phacofragmentation, and the creation of single plane and multi-plane arc cuts/incisions in the cornea, each of which may be performed either individually or consecutively during the same surgery.

Contraindications, warnings, precautions and adverse events are listed in the **CATALYS Precision Laser System** Operator Manual. Your doctor will be able to discuss these topics with you.

References

- ¹ Friedman, NJ, et al., "Femtosecond Laser Capsulotomy," *Journal of Cataract & Refractive Surgery*, 2011 July; 37(7): 1189-1198
- ² Palanker, D., et al., "Femtosecond Laser-Assisted Cataract Surgery with Integrated Optical Coherence Tomography," *Science Translational Medicine*, Vol 2 Issue 58: 1-9 (2010)
- ³ Burkhard HD, "The synergy of MICS and femtosecond lasers: The future of small incision cataract surgery" *Ophthalmology Times Europe*, 2012 April; Vol 8 Issue 3
- ⁴ Burkhard HD, "Femtosecond cataract surgery outcomes: an advance or not?" Proceedings from the XXX Congress of the European Society of Cataract and Refractive Surgery in Milan, Italy, September 2012.
- ⁵ Vote, Brendan, Presentation at AUSCRS 2012.

CATALYS® is a registered trademark of OptiMedica Corporation.

© 2013 OptiMedica.

